

# LEXOR

A division of customDesignTechnologies Ltd  
[www.customDesignTechnologies.com](http://www.customDesignTechnologies.com)

Tel: +44 (0)1280 845530 Fax: +44 (0)1280 706900 e-mail: [enquiries@lexor.co.uk](mailto:enquiries@lexor.co.uk)  
 Unit B, Nigel Court, Ward Road, Buckingham Road Industrial Estate, Brackley, NN13 7LF, United Kingdom

## Dual-In-Line Delay Network "Dipline" 14 Pin Series - Surface Mount

### Basic Specification

Delay Range ----- 10nS to 1000 nS  $\pm 5\%$  or  $\pm 2\text{nS}$ , whichever is greater  
 Impedance Range -----  $50 \Omega$  to  $560 \Omega \pm 5\%$   
 Number of Sections ----- 10, low loss phase equalised 'M' derived lumped-constant, incorporating high Q inductors  
 Rise Time ----- 15% of Total Delay +3nS (typical)  
 Distortion -----  $\pm 10\%$  Max  
 Attenuation ----- 0.1dB/100nS or 0.2dB (whichever is greater)  
 Working Voltage ----- 50V Max  
 Temperature Coefficient of Delay -----  $\leq \pm 100$  p.p.m/ $^{\circ}\text{C}$   
 Operating Temperature Range -----  $-50^{\circ}\text{C}$  to  $+125^{\circ}\text{C}$   
 Humidity ----- Conforms with BS.2011, Class H2  
 Vibration ----- Conforms with MIL.STD.202, Method 204  
 Solderability ----- Connecting pins solderable to BS.2011:2T  
 Encapsulation ----- Flame Retardant Epoxy Resin

Style B (Standard Profile) Taps ----- 10 @ 10% increments of Total Delay  
 Style EB (Low Profile) Taps ----- 10 @ 10% increments of Total Delay  
 Style PB (Programmable) Segments ----- 1 @ 40%, 2 @ 20% and 2 @ 10% of Total Delay

Impedance and Style																		
Delay	50 $\Omega$			75 $\Omega$			100 $\Omega$			200 $\Omega$			500 $\Omega$			560 $\Omega$		
	B	EB	PB	B	EB	PB	B	EB	PB	B	EB	PB	B	EB	PB	B	EB	PB
10 nS	-	410	-	-	414	-	418	418	493	-	422	-	-	-	-	-	-	-
20 nS	-	411	-	415	415	490	419	419	494	423	423	498	-	-	-	-	-	-
30 nS	-	518	-	519	519	540	520	520	541	521	521	542	522	522	543	523	523	544
40 nS	524	524	545	525	525	546	526	526	547	527	527	548	528	528	549	529	529	550
50 nS	001	001	004	013	013	016	025	025	028	037	037	040	428	428	503	530	530	551
100nS	005	005	008	017	017	020	029	029	032	041	041	044	429	-	504	531	-	552
200nS	009	009	012	021	021	024	033	033	036	045	045	048	430	-	505	532	-	553
500nS	412	412	487	416	416	491	420	-	495	424	-	499	431	-	506	533	-	554
1000nS	-	-	-	-	-	-	421	-	496	425	-	500	-	-	-	-	-	-

# LEXOR

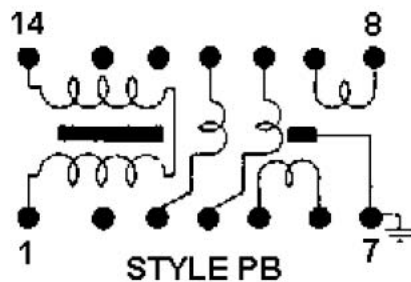
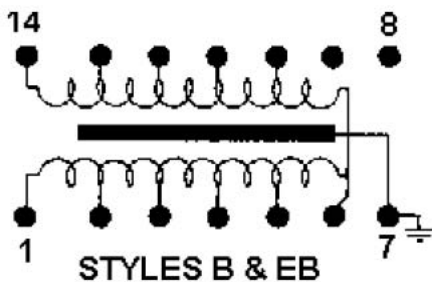
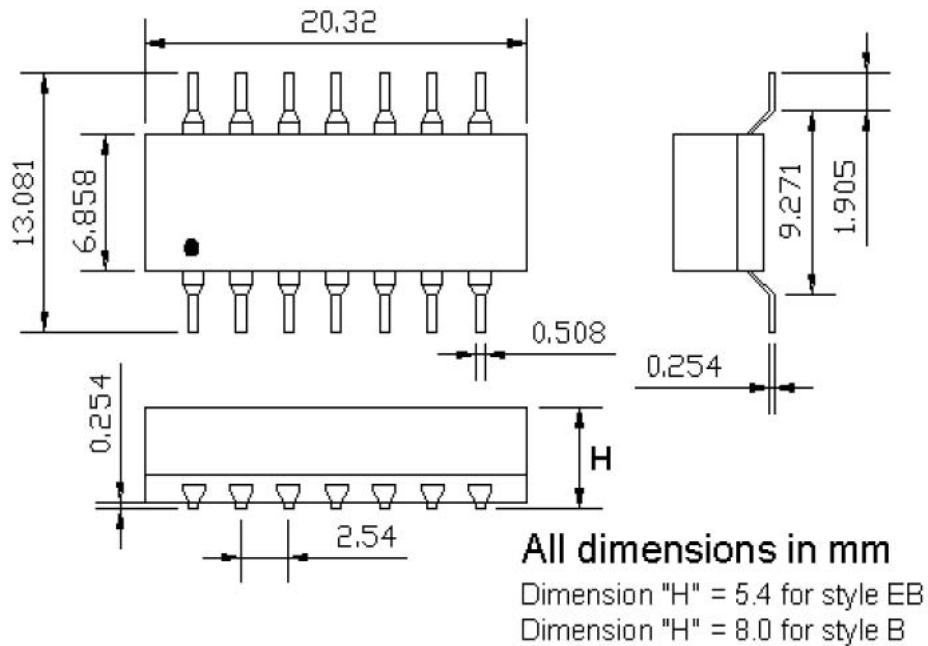
A division of customDesignTechnologies Ltd  
[www.customDesignTechnologies.com](http://www.customDesignTechnologies.com)

Tel: +44 (0)1280 845530 Fax: +44 (0)1280 706900 e-mail: [enquiries@lexor.co.uk](mailto:enquiries@lexor.co.uk)

Unit B, Nigel Court, Ward Road, Buckingham Road Industrial Estate, Brackley, NN13 7LF, United Kingdom

## Dual-In-Line Delay Network "Dipline" 14 Pin Series - Surface Mount

### Mechanical Detail



### PROGRAMMABLE SECTIONS

- 40% Segment, in Pin 1, out Pin 14
- 20% Segment, in Pin 3, out Pin 11
- 20% Segment, in Pin 4, out Pin 10
- 10% Segment, in Pin 5, out Pin 6
- 10% Segment, in Pin 8, out Pin 9

# LEXOR

A division of customDesignTechnologies Ltd  
[www.customDesignTechnologies.com](http://www.customDesignTechnologies.com)

Tel: +44 (0)1280 845530 Fax: +44 (0)1280 706900 e-mail: [enquiries@lexor.co.uk](mailto:enquiries@lexor.co.uk)

Unit B, Nigel Court, Ward Road, Buckingham Road Industrial Estate, Brackley, NN13 7LF, United Kingdom

## Dual-In-Line Delay Network "Dipline" 14 Pin Series - Surface Mount

### Alternative pinouts

